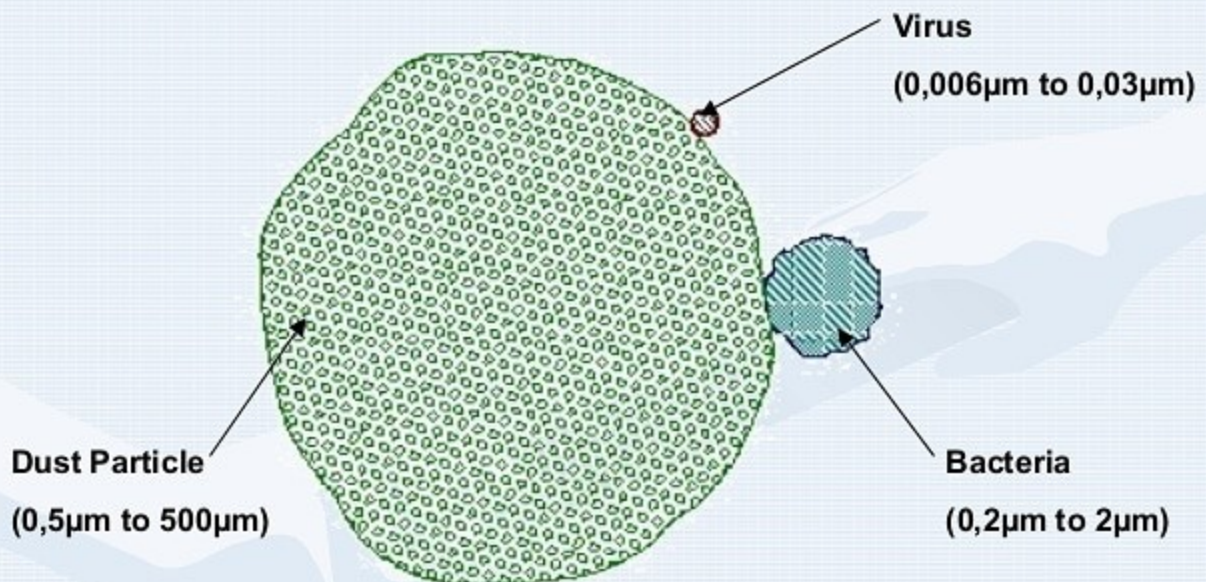


## Why All the Concern About Dust?

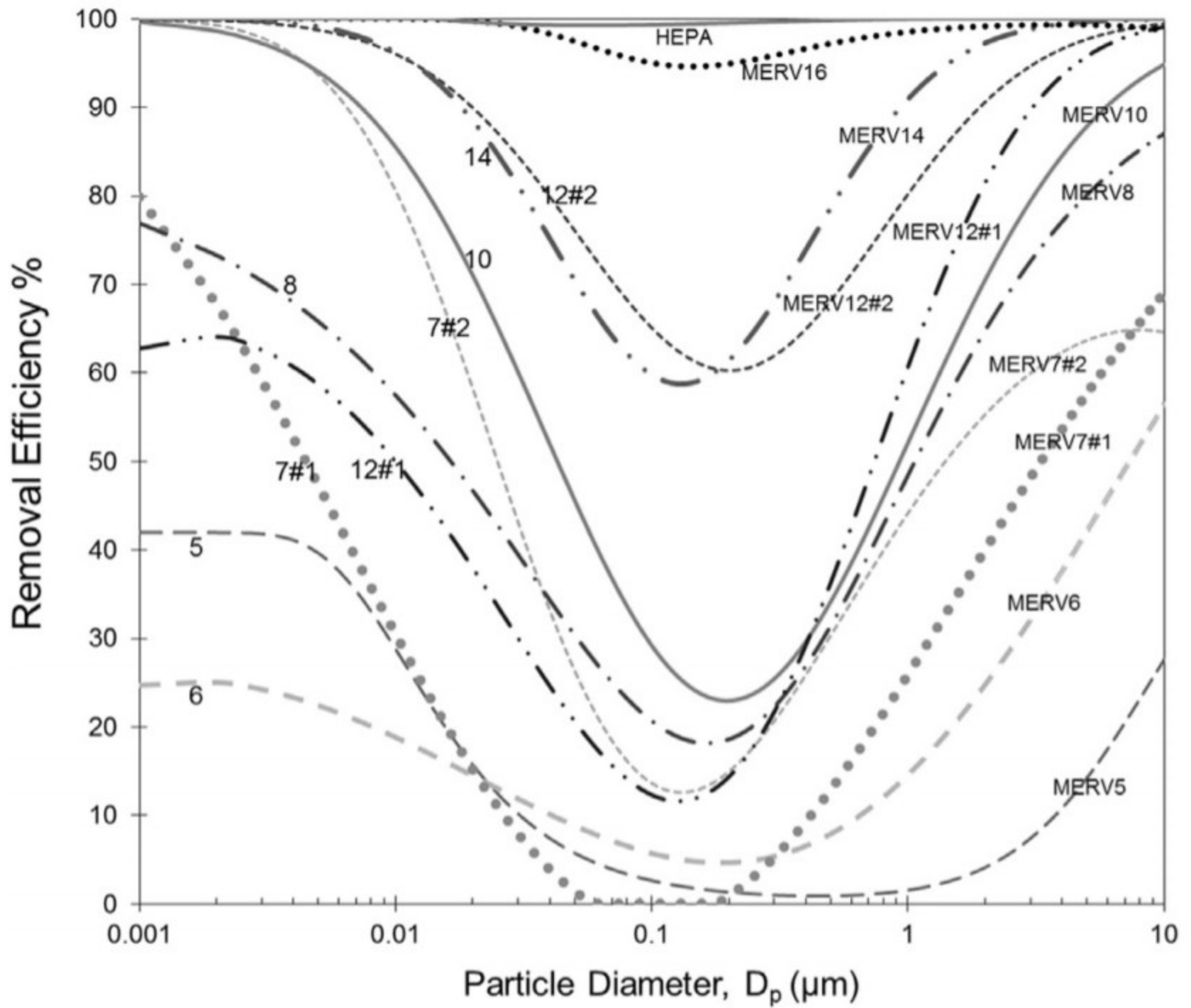
Dust Is a Bacteria Carrier

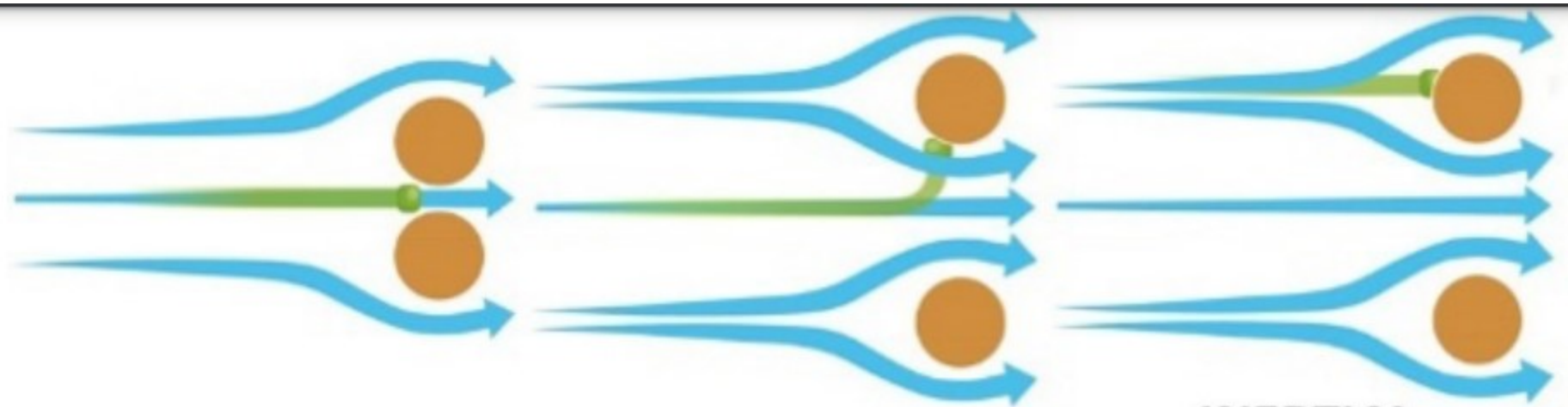


Typical size relationship between  
dust, bacteria and viruses

MERV Rating	Air Filter will trap Air Particles size .3 to 1.0 microns	Air Filter will trap Air Particles size 1.0 to 3.0 microns	Air Filter will trap Air Particles size 3 to 10 microns	Filter Type ~ Removes These Particles
MERV 1	<20%	<20%	<20%	Fiberglass & Aluminum Mesh ~ Pollen, Dust Mites, Spray Paint, Carpet Fibres
MERV 2	<20%	<20%	<20%	
MERV 3	<20%	<20%	<20%	
MERV 4	<20%	<20%	<20%	
MERV 5	<20%	<20%	20% - 34%	Cheap Disposable Filters ~ Mold Spores, Cooking Dusts, Hair Spray, Furniture Polish
MERV 6	<20%	<20%	35% - 49%	
MERV 7	<20%	<20%	50% - 69%	Better Home Box Filters ~ Lead Dust, Flour, Auto Fumes, Welding Fumes
MERV 8	<20%	<20%	70 - 85%	
MERV 9	<20%	Less Than 50%	85% or Better	
MERV 10	<20%	50% - 64%	85% or Better	
MERV 11	<20%	65% - 79%	85% or Better	Superior Commercial Filters ~ Bacteria, Smoke, Sneezes
MERV 12	<20%	80% - 90%	90% or Better	
MERV 13	Less Than 75%	90% or Better	90% or Better	
MERV 14	75% - 84%	90% or Better	90% or Better	
MERV 15	85% - 94%	95% or Better	90% or Better	HEPA & ULPA ~ Viruses, Carbon Dust, <.30 pm
MERV 16	95% or Better	95% or Better	90% or Better	
MERV 17 - HEPA 13	99.97%	99% or Better	99% or Better	
MERV 18 - HEPA 14	99.997%	99% or Better	99% or Better	
MERV 19 - UL5	99.9997%	99% or Better	99% or Better	
MERV 20 - U16	99.99997%	99% or Better	99% or Better	

Illustration Provided by LakeAir / [www.lakeair.com](http://www.lakeair.com)

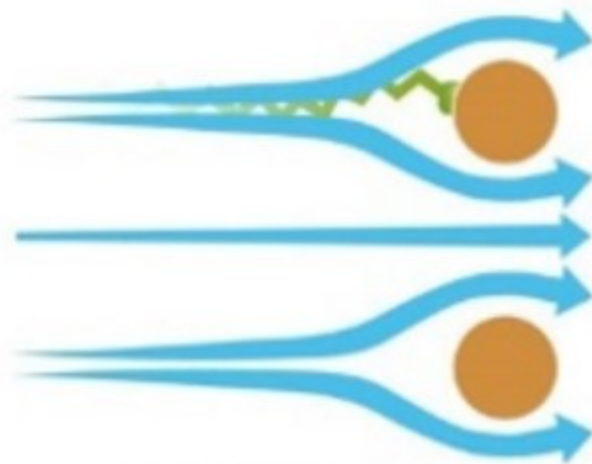




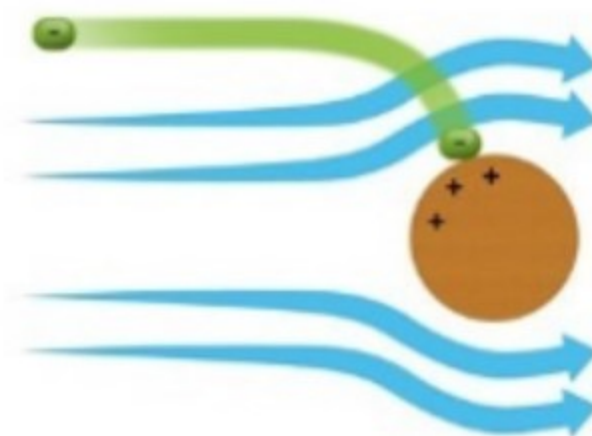
**SIEVING**

**INTERCEPTION**

**INERTIAL  
IMPACTION**



**DIFFUSION or  
BROWNIAN MOTION**

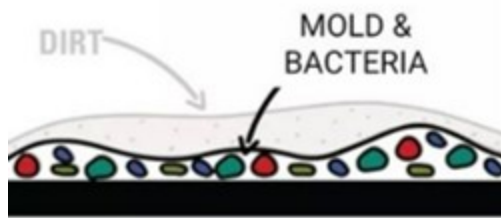


**ELECTROSTATIC  
ATTRACTION**

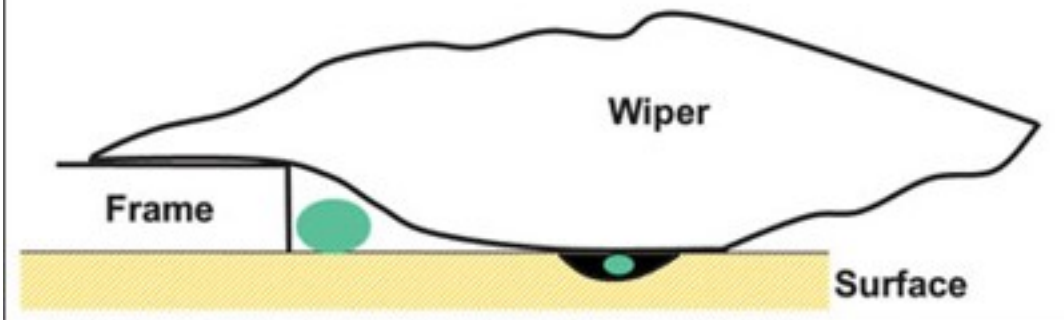
**LEGEND**



**Dirt can in fact  
protect microbes  
from Disinfectants**



## Surface Contact Considerations





STEP 1  
Rub palms together.



STEP 2  
Rub the back of both hands.



STEP 3  
Interlace fingers and rub hands together.



STEP 4  
Interlock fingers and rub the back of fingers of both hands



STEP 5  
Rub thumb in a rotating manner followed by the area between index finger and thumb for both hands.



STEP 6  
Rub fingertips on palm for both hands.



STEP 7  
Rub both wrists in a rotating manner. Rinse and dry thoroughly.

